

5.5.9. TABLE 4
CHIPMAN TABLE SET - CATENA STYLE
BY: LANDSCAPE FORMS



CHIPMAN TABLE SET (4)

6.2.3. FUNCTIONAL ART
Functional art includes original artwork that fulfills a specific function such as a bench or bike rack. This also includes original artwork that is placed onto utilitarian features such as traffic control cabinets, dumpsters, bus shelters, and other features.



BOARDWALK BENCH
BY: FORMS + SURFACES

6.2.3. FUNCTIONAL ART
Functional art includes original artwork that fulfills a specific function such as a bench or bike rack. This also includes original artwork that is placed onto utilitarian features such as traffic control cabinets, dumpsters, bus shelters, and other features.

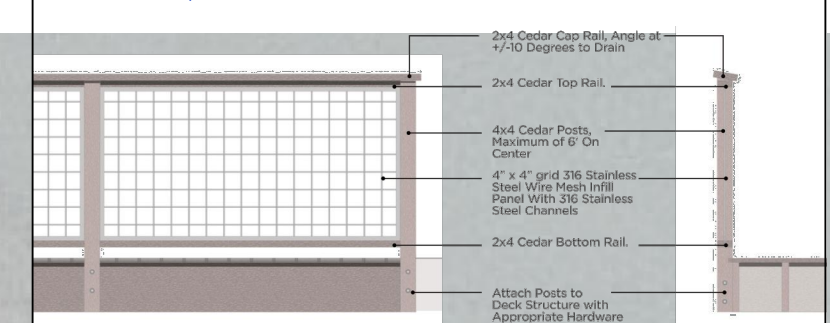


CONTINUOUS CURVE BENCH W/ BACKREST
W/ CUTOUTS FOR WHEELCHAIR SEATING



CONCRETE PLANK
PAVER BOARDWALK

5.4.2. WOOD AND METAL INFILL RAILING SYSTEM
FOR USE IN HIGH DURABILITY COASTAL ENVIRONMENTS
HOG PANELS, BY: WILD HOG PRODUCTS



WOOD AND METAL INFILL RAILING SYSTEM

5.5.1. BENCH 1
CREEKVIEW BENCH
BY: KEYSTONE RIDGE DESIGNS



CREEKVIEW BENCHES (12)

5.5.11. LITTER RECEPTACLE
CARSON LITTER RECEPTACLE
BY: KEYSTONE RIDGE DESIGNS




LITER RECEPTACLES (3)

6.2.1. SCULPTURE
Sculpture includes fixed, permanent elements such as original sculptures, monuments, and memorials.



KINETIC SCULPTURE

6.2.3. FUNCTIONAL ART
Functional art includes original artwork that fulfills a specific function such as a bench or bike rack. This also includes original artwork that is placed onto utilitarian features such as traffic control cabinets, dumpsters, bus shelters, and other features.



COR-TEN STEEL PLANTER / SEAT WALL

6.2.3. FUNCTIONAL ART
Functional art includes original artwork that fulfills a specific function such as a bench or bike rack. This also includes original artwork that is placed onto utilitarian features such as traffic control cabinets, dumpsters, bus shelters, and other features.



TERRACED SEATING MODULAR SYSTEM

6.2.1. SCULPTURE
Sculpture includes fixed, permanent elements such as original sculptures, monuments, and memorials.



LOCAL COMMISSIONED
BRONZE SCULPTURE



SHADE STRUCTURE PAVILION

6.2.1. SCULPTURE
Sculpture includes fixed, permanent elements such as original sculptures, monuments, and memorials.



KINETIC SCULPTURE

6.2.1. SCULPTURE
Sculpture includes fixed, permanent elements such as original sculptures, monuments, and memorials.



KINETIC SCULPTURE

NEW CONCRETE SIDEWALK,
STEPS AND RAMP

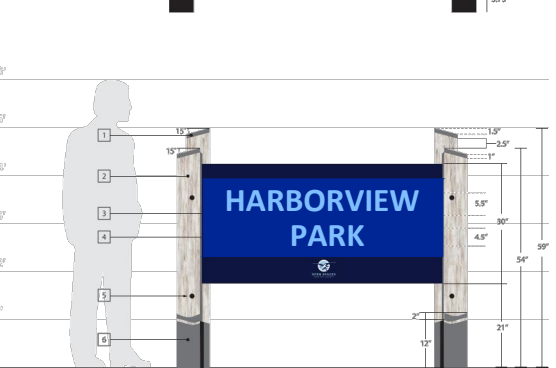
NEW CONCRETE SIDEWALK
AROUND PERIMETER OF PARK

5.7.4. PATH LIGHTING
BOLLARD WITH SURFACE WASHER
BY: BEGA NORTH AMERICA




EXISTING CONCRETE
SIDEWALK TO REMAIN
WITH PATH LIGHTING

5.11.1. PARK ENTRY SIGN



LANDSCAPE ENHANCEMENTS
AROUND NEW PARK SIGN

5.9.3. CROSSWALK MARKINGS
CUSTOM WAVE PATTERN
BY: ENNIS-FLINT




NEW CROSSWALK MARKINGS

5.5.4. BENCH 4
LOMA CHAISE LOUNGE
BY: KEYSTONE RIDGE DESIGNS



CHAISE LOUNGE (8)

5.5.6. BENCH 6
AMERICANA CHAIR
BY: LANDSCAPE FORMS



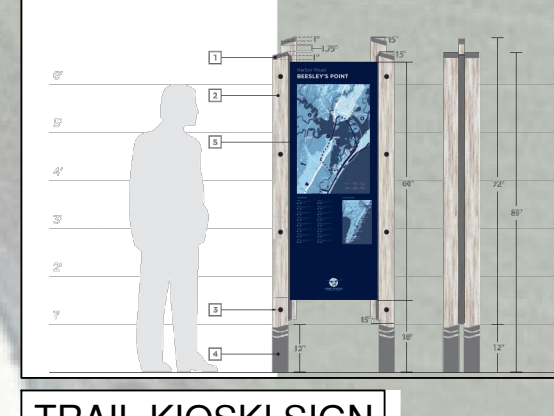
ADIRONDACK STYLE SEATS (8)

5.5.12. BIKE RACK 1
SQUARE ONE-LOOP BIKE RACK
BY: KEYSTONE RIDGE DESIGNS



BIKE RACK (4)

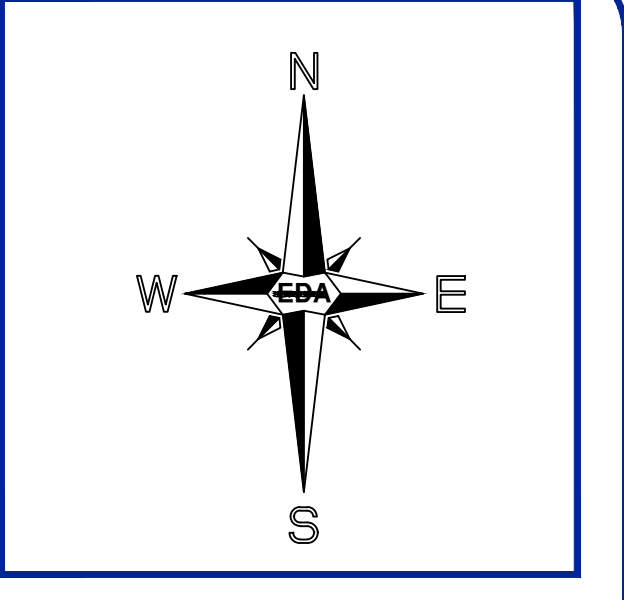
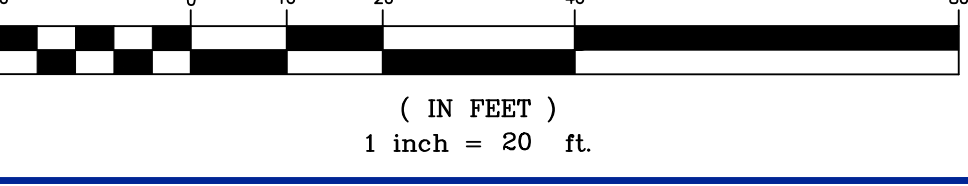
5.12.2. TRAIL KIOSK



TRAIL KIOSKI SIGN



GRAPHIC SCALE



Engineering
Design
Associates, P.A.
EDA
Environmental Planners Landscape Architects
CAMBRIDGE PROFESSIONAL OFFICES
5 Cambridge Drive Ocean View New Jersey 08230
(609) 390-0332 • Fax (609) 390-9204 • www.engineeringdesign.com • CERTIFICATE OF AUTHORIZATION: 246A29792030

CONCEPTUAL PLAN
BLOCK 1173 LOT 1
CITY OF CAPE MAY
CAPE MAY COUNTY, NEW JERSEY

VINCENT C. ORLANDO
PROFESSIONAL ENGINEER
N.J.P.E. LIC. #32498

IF THIS PLAN OR DOCUMENT DOES NOT CONTAIN A RAISED SEAL IMPRESSION BEARING THE NAME AND REGISTRATION NUMBER OF THE ABOVE SIGNED PROFESSIONAL, IT MAY NOT BE AN AUTHORIZED COPY OF THE ORIGINAL DOCUMENT AND MAY HAVE BEEN ALTERED. REPRODUCTION OR FURTHER DISSEMINATION OF THE CONTENTS IN WHOLE OR IN PART REQUIRES PERMISSION IN WRITING FROM ENGINEERING DESIGN ASSOCIATES, P.A.

REV.	PER CITY REVIEW	6.27.24	NEW
	REV. PER COUNTY	5.01.24	NEW
REVISION	DATE	BY	



DATE: 07/05/23	DRAWN BY: NEW
SCALE: 1"=20'	CHECKED BY: VCO
PROJECT #: CM-124	SHEET: 1 OF 1



CONCEPTUAL PLAN FOR HARBORVIEW PARK

Engineers - Landscape Architects - Planners